

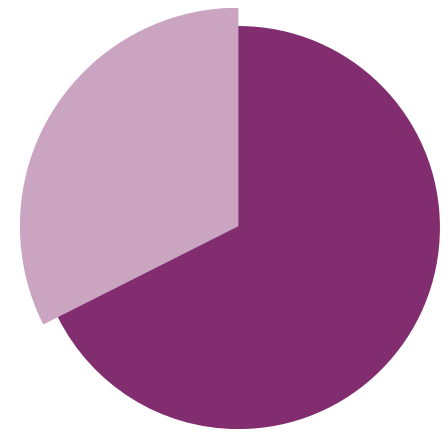
COVID-19 IMPACTS ON ONTARIO'S NONPROFIT SECTOR



75% have reduced revenue from fundraising



One fifth have had to close their doors



Over one third have had to lay off staff or reduce hours

Nonprofits are the foundation of resilient communities and a dynamic province.



58,000 NONPROFITS IN ONTARIO


WHAT THEY NEED NOW



**Stabilization
funding for the
nonprofit sector**



**Flexibility in
funding agreements**



Paid sick leave



**Access to personal
protective equipment**

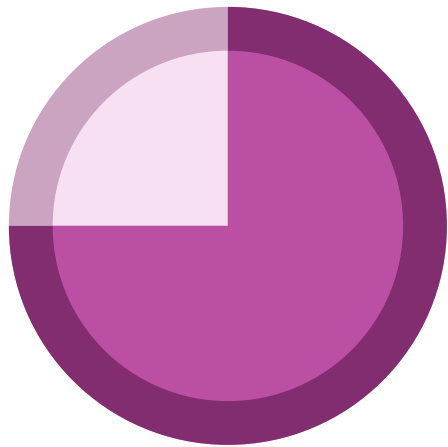


**Access to
emergency child
care**



**A seat for nonprofits
at planning tables**

COVID-19 IMPACTS ON ONTARIO'S SOCIAL SERVICE NONPROFITS



Almost three quarters have reduced revenue from fundraising




One fifth can only sustain their organizations for about 1-2 months



Over 90% have experienced or anticipate a disruption in services to clients & community

Nonprofits are the foundation of resilient communities and a dynamic province.



COVID-19 IMPACTS ON ONTARIO'S SOCIAL SERVICE NONPROFITS


91% Have experienced or anticipate a disruption in service to clients and community

72% See a decline in their revenues from fundraising

Financial forecast and impact

1. 20 per cent can only sustain their organizations for about **1-2 months**
2. 22 per cent indicated that the impact from COVID-19 would be **\$100,000 to \$249,999**

Top needs and measures for relief



Telecommuting software,
equipment

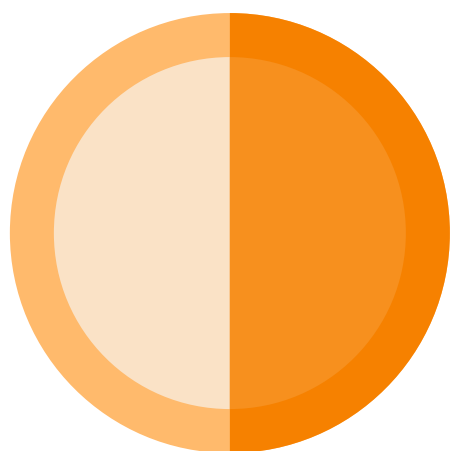


Rent support



Stablization fund, bridge
funding, wage subsidies

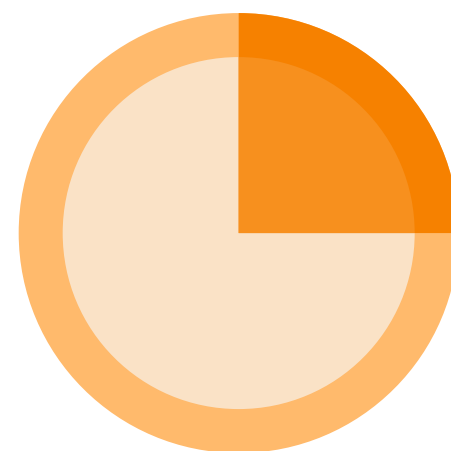
COVID-19 IMPACTS ON ONTARIO'S EDUCATION & RESEARCH NONPROFITS



Almost half have laid off or will have to lay off staff


1
3

One third can sustain their organizations for only about 1-2 months



More than a quarter have experienced closures

Nonprofits are the foundation of resilient communities and a dynamic province.



COVID-19 IMPACTS ON EDUCATION AND RESEARCH NONPROFITS

48% Have laid off or will have to lay off staff


31% Have sustained increased staff and volunteer absences

28% Have experienced closures


Financial forecast and impact

1. 35 per cent can sustain their organizations for only about **1-2 months**
2. 29 per cent indicated the financial impact would be between **\$100,000 to \$249,999**.

Top needs and measures for relief



Telecommuting software,
equipment

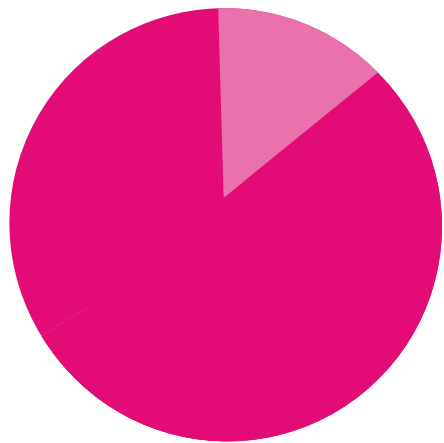


Rent support



Stablization fund, bridge
funding, wage subsidies

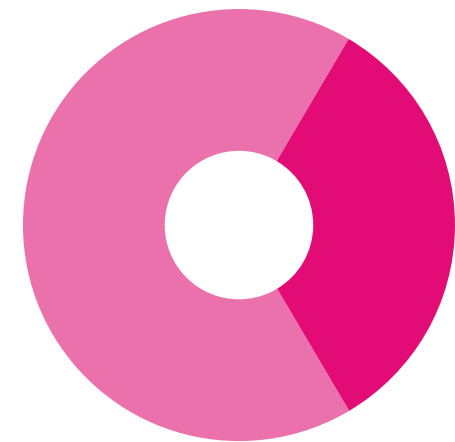
COVID-19 IMPACTS ON ONTARIO'S ARTS & CULTURE NONPROFITS



Over 80 per cent had reduced revenues from earned income and fundraising




Two fifths had to close their doors until further notice.



One third remain open with changes to how they go about their normal operations

Nonprofits are the foundation of resilient communities and a dynamic province.



COVID-19 IMPACTS ON ONTARIO'S ARTS AND CULTURE NONPROFITS

- 82%** Have reported reduced revenues from earned income and fundraising at the same level.
- 40%** Have had to close their doors until further notice
- 33%** Remain open with changes to how they go about their normal operations

Financial forecast and impact

- 32 per cent indicated they would need between **\$50,000 and \$99,999**
- Approximately **one-quarter** say they would need **less than \$50,000**

Top needs and measures for relief



Telecommuting software,
equipment

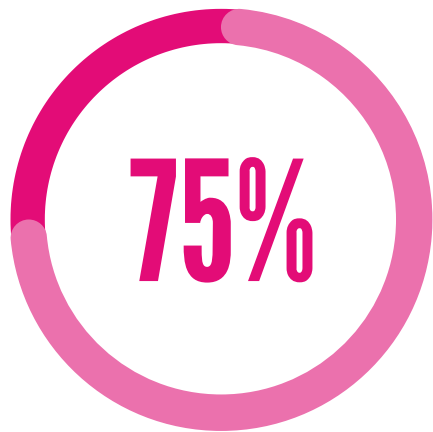


Rent support



Stablization fund, bridge
funding, targeted
funding for artists

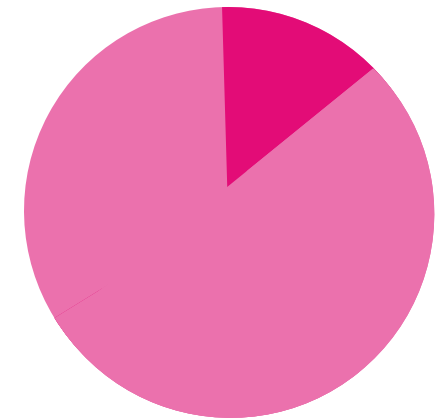
COVID-19 IMPACTS ON ONTARIO'S HEALTH NONPROFITS



75% have reduced revenues and 31% can only sustain their organization for about 3-6 months




Two fifths estimate the impact to be between \$100,000 and \$499,999



83% have experienced a disruption of services to clients and communities

Nonprofits are the foundation of resilient communities and a dynamic province.



COVID-19 IMPACTS ON ONTARIO'S HEALTH NONPROFITS

75% Have reduced revenues

88% Have had to change events from in-person to virtual

83% Have experienced a disruption of services to clients and communities.

79% Have had challenges related to staff and volunteers needing to do remote work

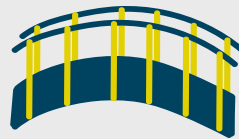
Financial forecast and impact

1. 19 per cent would need **less than \$50,000**
2. 42 per cent estimated the impact to be between **\$100,000 and \$499,999**
3. 31 per cent can sustain their organizations for only about **3-6 months**

Top needs and measures for relief



Stabilization Fund



Bridge funding



Access to personal protective equipment